

Electric Retractable Thruster

COMPACT RETRACT™


Designed for yachts from 9 to 16 metres (30'-52'). This lightweight electric retractable thruster, the first of its kind, has been a major success with shipyards from the very beginning.

- Lightweight composite construction
- Lowest profile and smallest hull opening on market
- Bolted onto flange, not directly laminated into the hull
- Rapid deployment
- No exposed moving parts inside the yacht
- Does not splash inside the yacht
- Intelligent position detection

Specifications

Model	COMPACT RETRACT™		
Code	317821	317822	600128
Voltage*	12 V	24 V	48
Max. Thrust (kgf/lbs)	70 / 154	85 / 187	100 / 220
Propellers	Duo	Duo	Duo
Power (kw/hp)	4.79 / 6.4	5.28 / 7.1	6 / 8.16
Weight (kg)	40		
A (mm)	555		
B (mm)	388		
C (mm)	385		
D (mm)	185		
E (mm)	241		

Boat Type	Boat Length (Feet/Metres)		
Heavy Displacement, High Windage & Cruising	21' - 40' / 9 - 12m	35' - 45' / 10.5 - 13.5m	41' - 51' / 12.5 - 15.5m
Medium Displacement, Medium Windage & Fast Cruising	35' - 44' / 10.5 - 13m	39' - 50' / 11.5 - 15m	44' - 56' / 13.5 - 17m
Light Displacement, Light Windage & Super Fast Cruising	36' - 47' / 11 - 14m	40' - 51' / 12 - 15.5m	46' - 57' / 14 - 17.5m



Unique Features



Zero maintenance composite drive leg





Line shields



Case hardened spiro-conical gears



Separate mounting base



Leaves smooth hull lines when retracted and achieves ideal immersion depth when deployed.

Control Panels

MAX POWER's thruster control systems include a variety of advanced safety features.

- Childproof activation
- Automatic shutdown after 30 minutes of inactivity
- Visible and audible overheat warning
- Time delay switch between port and starboard thrust
- Software protection against short circuits



Accessories:

The Compact Retractable™ is delivered with grey joystick, control box, directional power control relay and 25m control cable. Mounting base and other accessories must be ordered separately.

Separate mounting base for easy installation.

Code: 311362
Aluminium flange

Code: 313760
GRP Mounting Base



* Performance data is given for a thruster installed at an immersion depth of one tunnel's diameter, in a tunnel no longer than twice the tunnel's diameter, and this within a variation of + / - 6%. Longer tunnels will result in lower thrust ratings and higher power consumption.